




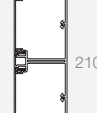


Brüstungskanäle
Werkstoff U23X ·
Farbe Aluminium




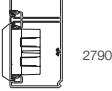

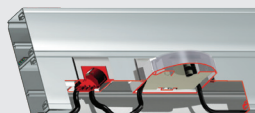

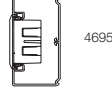

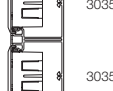
93

Nutzbare Querschnitte



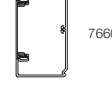
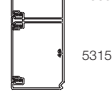


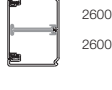
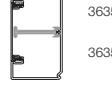
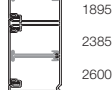
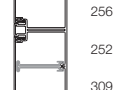


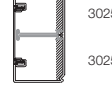

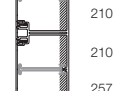
Nutzbare Querschnitte (mm²)

| Abmessungen (mm) | 70x100 | 70x130 | 70x170 | 70x210 |
|-------------------|---|--|---|---|
| Querschnitte (mm) |  70 100 |  70 130 |  70 170 |  70 210 |
| | 93031-03 | 93032-03 | 93086-03 | 93087-03 |

Einbau handelsüblicher Installationsgeräte

| | | | | | |
|---|--|---|--|---|---|
| Handelsübliche Installationsgeräte mit Gerätedose |  |  3060 |  5130 |  2790 |  3475 3475 |
| DIN-Installationsgeräte |  |  2625 |  4695 |  2350 |  3035 3035 |

Leitungsführung

| | | | | | |
|----------------------------------|---|--|---|--|--|
| Ohne Trennwand |  |  5590 |  7660 |  4335 5315 |  6000 6000 |
| Mit Trennwand |  |  2600 2600 |  3635 3635 |  2100 1895 2385 2600 |  3090 2560 2526 3090 |
| Mit Trennwand und mit Randleiste |  |  2165 2165 |  3025 3025 |  1750 1565 1970 2150 |  2570 2100 2100 2570 |