



Cable conduction
system with
possibility of mounting
switches and sockets

Trunking

73

raw material

U23X

colour

White



For distribution, with possibility to mount switches and sockets

- **Suitable for cable distribution in outdoor applications.**
- Due to the trunking's 3 meters length, the installation is easier and faster.
- External lid with possibility to make additional compartments by means of a divider.
- Can be painted.

Raw material




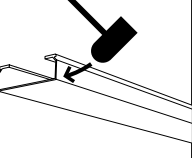
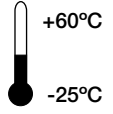
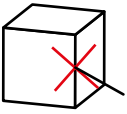



Trunking

Fittings, accessories and switches and sockets adapters

Compliant



Technical characteristics

<p>Electrical</p>  <p>EN 50085-2-1*</p> <p>Insulating material. No earthing required.</p>	<p>Mechanical</p>  <p>EN 50085-2-1*</p> <p>IK08.</p>	<p>Service temperature</p>  <p>EN 50085-2-1*</p>	<p>Protection degree</p>  <p>EN 50085-2-1*</p> <p>IP4X, mounted on the wall.</p>	<p>Corrosion</p>  <p>ISO/TR 10358 DIN 8061</p> <p>Good resistance to corrosion and to chemical agents.</p>
<p>Outdoors</p>  <p>Good performance outdoors and with exposure to UV rays.</p>	<p>In front of fire</p>  <p>Glow-wire test 960°C. Non flame propagating. Reaction to fire, Class M1 acc./UNE 201010. Flammability degree UL94: V0. Does not spread fire by dripping.</p>			

* BS EN 50085-2-1 is the UK implementation of EN 50085-2-1.



Length

3 m

Colour

White

RAL 9010

Quality marks



Approvals



Bureau Veritas



Ф3 от 22.07.08 N 123-Ф3
ГОСТ Р 53313-2009



Iberdrola NI 52.40.02

See updated technical
information of each
part number on
www.unex.net

Conformity declaration





Work spaces: office



Apartment building renovation



Housing: distribution per facade



Infrastructure: parking



Facade



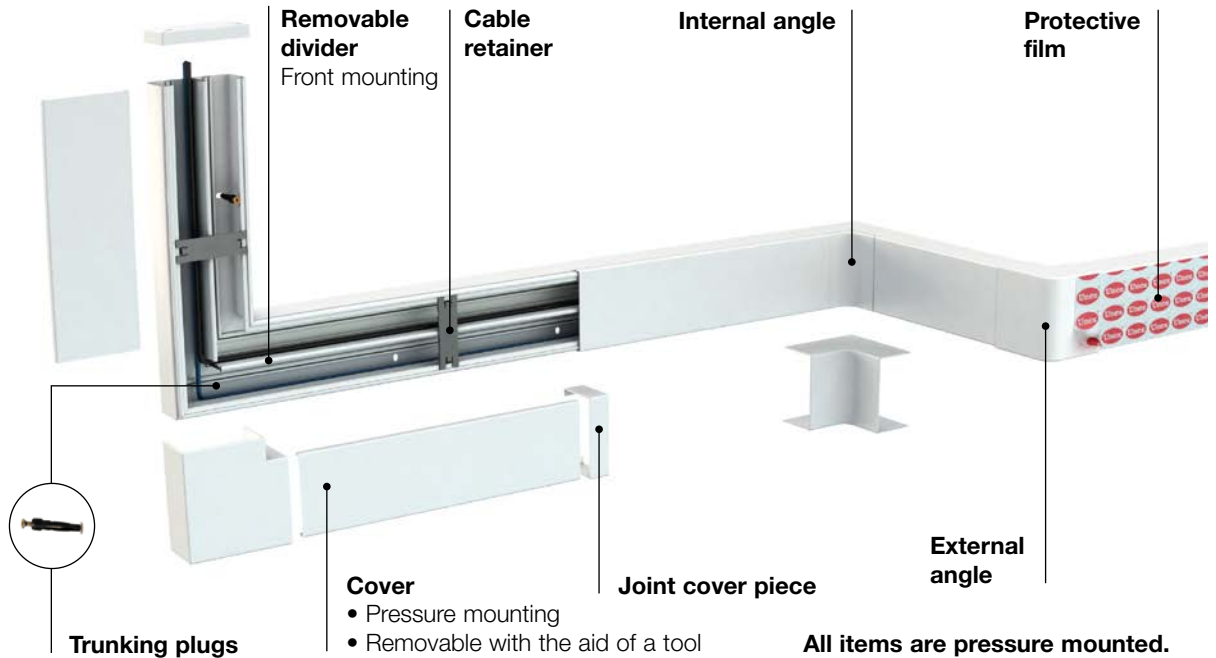
Food industry



Work spaces: office

Easy installation

Trunking and fittings



Fittings in 2 pieces



- **The internal piece** allows easy measuring of the cover and holds the cables.
- **The external piece** covers the cut marks of base and cover. It is not necessary to slide the cover. Assures protection degree IP4X.

Protection of data cables

Flat angle



Allows you to keep the right bending radius.

Firm holding of the cover: removable with the aid of a tool

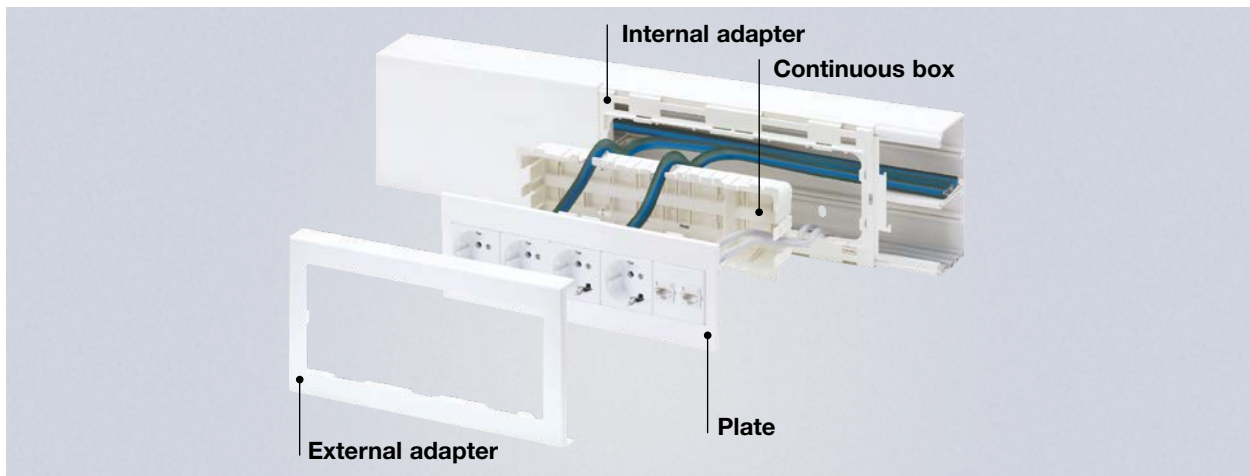
Cable retainer



Retains the cables. Ensures the fixing of the cover in the most demanding cases: impact resistance vertical posts, inverted mountings, etc.

Mounting of switches and sockets

Safe and easy installation of switches and sockets



Flexibility to combine a variety of switches and sockets



Universal CEE-7

- Niessen* Olas, Arco, Tacto, Zenit.
- BJC*.
- Jung*.
- Simon* 31, 75, 88, 82.
- Mosaic*, Decor*.
- Valena*.
- Bticino*.
- Eunea*.
- Berker*.
- Gewiss*.



Modular

- Simon* 27.
- Mosaic*.
- Simon Connect* K45. (and compatible Mosaic*).



Universal

- Bticino*.
- Unica-Allegro* (3 modules).
- Gewiss*.
- Niessen*.



Din (bipolar)

- MCB's (Miniature circuit breakers).
- RCD's (Residual current devices).

*These brands belong to third parties; they are not related to Unex aparellaje eléctrico, S.L.

Modular box 85

Three box sizes: 4, 6 or 8 outlets



4 outlets



6 outlets



8 outlets

Side mounting



For Trunkings 93 and 73.

Only with trunkings of height equal or higher than 40 mm.


Easy mounting

Note:

“All modular boxes 85 include:”

- ❶ Modular box.
- ❷ IP4X protector.
- ❸ Upper and lower lid.
- ❹ 4 Trunking plugs.

- Pre-wiring possibility.
- Independent access to each outlet.
- Maximum electrical safety: IP4X protection degree assured in any mounting position.



Flexibility to combine a variety of switches and sockets for Modular boxes 85

- Customization according to the necessity of each user.
- Possibility to adapt and combine a large range of modular outlet on the market.

Electrical outlets

Modular



- Niessen Zenit*.
- BJC* Sol.
- Simon* 27.
- Simon Connect* K45 and compatible.
- Mosaic*.
- Eunea Unica*.

Modular double



- Simon Connect* K45 "linkable".
- Mosaic*.
- Eunea Unica*.

DIN (Bipolars)



- MCB's (Miniature circuit breakers).
- RCD's (Residual current devices).

Data connectors

Flat plate 1 RJ45



- Compatible with:
- Systemax solutions.
 - Universal type Keystone.

Flat plate 2 RJ45



- Compatible with:
- Systemax solutions.
 - Universal type Keystone.






Angled plate 2 RJ45



- Compatible with:
- Universal type Keystone.

Reduced stock of fittings: Same system for mounting switches and sockets for: Trunking 93, Modular box 85, Service Pole 50, Service Post 50 and Furniture supply 51.








*These brands belong to third parties; they are not related to Unex aparellaje eléctrico, S.L.

		Trunking sizes (mm)			
		30x40	30x60	40x40	40x60
	<p style="text-align: center;">White</p> <p style="text-align: center;">RAL 9010 (Part no. 73xxx-2)</p>				
Maximum number of compartments		1	2	1	2
	<p>Trunking 3 m Note: 1 cable retainer every 0,5 m is included.</p>	73010-2	73061-2	73020-2	73071-2 (1)


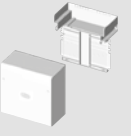

Accessories in U23X

	<p>Divider 3 m</p>		73810		73820
---	-------------------------------	--	--------------	--	--------------

Fittings in U24X

	Flat angle	73210-2	73211-2	73220-2	73221-2
	External angle	73260-2	73261-2	73270-2	73271-2
	Outer variable angle	73309-2			
	Internal angle	73310-2	73311-2	73320-2	73321-2
	Inner variable angle	73359-2			
	End cover	73360-2	73361-2	73370-2	73371-2
	Joint cover piece	73510-2	73511-2	73520-2	73521-2

Connection and branch box in U24X

	<p>Connection and branch box 110x150x74 mm</p>	73461-2			
	<p>145x145x90 mm</p> <p>Connection and branch box 220x220x112 mm</p> <p>300x300x112 mm</p>	73471-2			
	<p>Straight derivation Branching to a trunking of equal height.</p>		73420-2	73421-2	

(1) Part numbers 73071-2, 73072-2, 73073-2, 73082-2, 73083-2, 73085-2 include 2 junctions for each trunking length.

40x90 40x110 60x90 60x110 60x130 60x150 60x190 60x230






2	4	2	4	4	4	6	6
73072-2 (1)	73073-2 (1)	73082-2 (1)	73083-2 (1)	73084-2	73085-2 (1)	73086-2	73088-2



73820	73830
--------------	--------------



73222-2	73223-2	73232-2	73233-2	73234-2	73235-2	73236-2	73238-2
73272-2	73273-2	73282-2	73283-2	73284-2	73285-2	73286-2	73288-2
73309-2							
73322-2	73323-2	73332-2	73333-2	73334-2	73335-2	73336-2	73338-2
73359-2							
73372-2	73373-2	73382-2	73383-2	73384-2	73385-2	73386-2	73388-2
73522-2	73523-2	73532-2	73533-2	73534-2	73535-2	73536-2	73538-2

73461-2							
							73488-2
73485-2							
							73488-2
73422-2	73423-2	73432-2	73433-2		73435-2		




		Trunking sizes (mm)			
		30x40	30x60	40x40	40x60
	<p>White</p> <p>RAL 9010</p> <p>(Part no. 73xxx-2)</p>				
Maximum number of compartments		1	2	1	2
<p>Trunking</p> <p>3 m</p> <p>Note: 1 cable retainer every 0,5 m is included.</p>		73010-2	73061-2	73020-2	73071-2 (1)

(1) 2 junctions are included for each trunking length.

Cable protection elements in **U24X**

	Corner-piece flat angle	73880			
	Corner-piece external angle		93870		93870




Other accessories in **U24X**

	<p>Cable retainer</p> <p>Note: 1 cable retainer every 0,5 m is included.</p>				73861-00
		73850	73851	73850	
	Junction				73571-00

Fixing elements in **U63X**

	<p>Trunking plug</p> <p>Note: Use drill bit Ø6 mm. Indoor use.</p>	25106			
---	---	--------------	--	--	--

Side mounting of switches and sockets with Modular boxes 85 in **U24X** (2) (3)

	Modular box for 4 outlets		85023-2
	Modular box for 6 outlets		85033-2
	Modular box for 8 outlets		85043-2

(2) See mounting of switches and sockets on page 78.

(3) 4 trunking plugs (part no. 25106) are included in each Modular box 85.

40x90 40x110 60x90 60x110 60x130 60x150 60x190 60x230

2	4	2	4	4	4	6	6
73072-2 (1)	73073-2 (1)	73082-2 (1)	73083-2 (1)	73084-2	73085-2 (1)	73086-2	73088-2



73880
93870










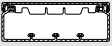





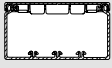




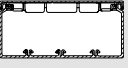



73862-00	73863-00	73862-00	73863-00		73865-00	
				73854		73856 73858
73571-00		73581-00			73581-00	

25106

85023-2
85033-2
85043-2

See next page

Mounting of switches and sockets

		Border	+	Plate for mounting of universal switches and sockets			
			+	 60 mm Universal (CEE7)	 45x45 mm Mosaic*, Simon Connect* K45, and compatible (1)	 45x45 mm Simon* 27	 83,5 mm Universal
73072-2  40x90 mm		73642-2	+	 73651-2	 73656-2	 73660-2	
73073-2  40x110 mm		73643-2	+				
73082-2  60x90 mm		73642-2	+	 73652-2	 73657-2	 73661-2	 73666-2
73083-2  60x110 mm		73643-2	+	 73653-2	 73658-2	 73662-2	 73667-2
73084-2  60x130 mm		73644-2	+		 73669-2	 73670-2	
73085-2  60x150 mm		73645-2	+				

(1) Most of the switches and sockets of K type are compatible with this adapter. However, there are some part numbers (for example KB076, KB76, K103A, 2u. KA76, 2u. K302 + K115, etc.) that can only be mounted on the plate 73669-2 in the central area, placing blind lids on the sides.







(2) Due to their sizes, DIN outlets can only be mounted on trunkings 60x130 or bigger, and without box. It is necessary to fix a DIN rail over the base of the trunking.

(3) To fix the Flexible runway 51 to the Trunking 73, it is necessary to use the plate part no. 73751-2 and a border corresponding to the size of the trunking.


*These brands belong to third parties; they are not related to Unex aparellaje eléctrico, S.L.

Mounting of universal switches and sockets

Socket boxes

 DIN (2)	 Universal adapter for Flexible runway (3)	 1 CEE socket box	 Continuous socket box Note: Includes divider part n° 73713 Continuous box divider		
		73710	73712	73713	
 73659-2	 51630-2				
		73710	73712	73713	



See next page 

Useful cross-sections (mm²)

Part no.	White RAL 9010	Sizes (mm)			
		30x40	30x60	40x40	40x60
		73010-2	73061-2	73020-2	73071-2

Distribution

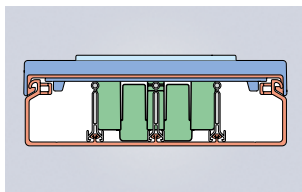
Without divider		670	980	1020	1530
With divider			450 450		705 705
With divider and corner-piece					425 425

Adaptation of switches and sockets

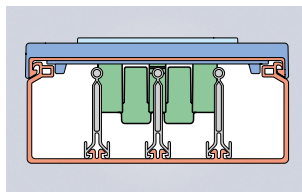
With border and plate, without box					
With border, plate and box					
DIN 12 modules with plate					

Useful space in Trunking 73 with switches and sockets

Switches and sockets with box

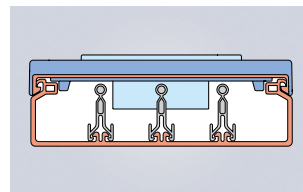


In trunkings height 40 mm.

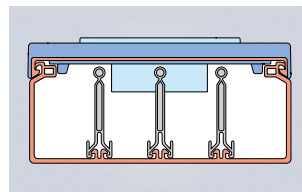


In trunkings height 60 mm.

Switches and sockets without box



In trunkings height 40 mm.



In trunkings height 60 mm.

40x90

40x110

60x90

60x110

60x130

60x150

60x190

60x230

73072-2

73073-2

73082-2

73083-2

























73084-2













73085-2


73086-2

73088-2

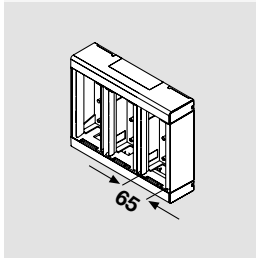


 2315	 2780	 3930	 4780	 5700	 6540	 8205	 9930
 1100 1100	 700 515 515 700	 1840 1840	 1160 855 855 1160	 1395 1085 1085 1395	 1595 1305 1305 1595	 1345 1070 1070 1070 1345	 1790 1285 1285 1285 1285 1790
 660 660	 420 310 310 420	 1415 1415	 900 695 695 900	 1080 865 865 1080	 1230 1025 1025 1040	 1040 850 850 850 1040	 1380 1020 1020 1020 1020 1380

 895 895	 700 330 330 700	 1610 1610	 1160 680 680 1160	 1395 860 860 1395	 1595 1090 1090 1595			
 565 565				 1015 345 345 1015	 1355 490 490 1355	 1595 615 615 1595		
				 910 910	 1300 1300			

See next page 

Adapters for Modular boxes 85



4 outlets	6 outlets	8 outlets
85023-2	85033-2	85043-2



Single plate RJ45

	Flat 1RJ45	93749-2 (1)
	Flat 2RJ45	93751-2 (1)
	Angled 2RJ45	93753-2 (2)

Single adapter

	Niessen Zenit*	93635-2 (3)
	BJC* Sol	93663-2
	Simon* 27	93621-2
	Simon Connect* K45	93608-2 (4)
	Mosaic* and compatible	93608-2
	Eunea Unica*	93653-2

Double adapter + |

	Simon CIMA 500*	93640-2
	Simon Connect* K45	93613-2 (4)
	Mosaic* and compatible	93613-2
	Eunea Unica*	93656-2

Adapter DIN

		93648-2
--	--	----------------

(1) Compatible with RJ45 Systimax solutions and Universal (CEE) type Keystone (AMP, Krone, Nexans, Jetlan, Belden, Brand-Rex and OPENETICS). For specific types of brands, please contact us.

(2) Compatible with Universal (CEE) type Keystone (AMP, Krone, Nexans, Jetlan, Belden, Brand-Rex and OPENETICS). For specific types of brands, please contact us.

(3) The adapters for Niessen Zenit outlets are designed for horizontal mounting. In vertical mounting cases, outlets will rotate 90° from their original position.

(4) Most of the switches and sockets of K type are compatible with this adapter. However, there are some part numbers (for example KB076, KB76, K130A, 2u. KA76, 2u. K302 + K115, etc.) that can only be mounted on the double plate 93613-2 in the central area, placing blind lids on the sides.

*These brands belong to third parties; they are not related to Unex aparellaje eléctrico, S.L.

COPYRIGHT: All trademarks, brands or distinctive signs, of any kind, that might appear in the present website are the property of Unex aparellaje eléctrico, S.L. or of third parties. The use or access to the present website and/or to its services should not be interpreted, under no circumstances, as conferring any rights to the User on the mentioned trademarks, brands or distinctive signs.

Furthermore, all Contents are the property of Unex aparellaje eléctrico, S.L. or of third parties. As stated in the mentioned Legal Notice, none of the operation rights existing or that might exist about the mentioned Contents should be understood as transferable to the User, beyond those strictly necessary for the correct use of the Portal and the Services.

