



Cable conduction  
system with possibility  
of mounting switches  
and sockets

# Trunking halogen free

# 73

raw material

U41X

U43X

colour

White



# 73

U41X / U43X

White

Trunking  
halogen free

For distribution, with possibility to mount switches and sockets

- **Suitable for outdoor use.**
- Resistant to high temperatures.
- Excellent equipment protection.
- Can be painted.

Raw material

U41X / U43X

Trunking

U42X


Fittings, accessories and switches  
and sockets adapters

Compliant



Technical characteristics

**Electrical**



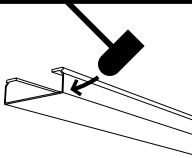
**EN 50085-2-1\***

Insulating material.

---

No earthing required.

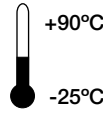
**Mechanical**



**EN 50085-2-1\***

IK07.

**Service temperature**

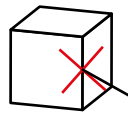


+90°C

-25°C

**EN 50085-2-1\***


**Protection degree**



**EN 50085-2-1\***

IP4X, mounted on the wall.

**Outdoors**



Good performance outdoors and with exposure to UV rays.

**In front of fire**



Glow-wire test 960°C.

---

Non flame propagating.

---

Flammability degree  
UL94: V0.  
Does not spread fire by dripping.

\* BS EN 50085-2-1 is the UK implementation of EN 50085-2-1.

Trunking  
halogen free

73 U41X / U43X  
White



Length

**3 m**

Colour

**White**

**RAL 9010**

## Quality marks



## Approvals



Bureau Veritas



Φ3 от 22.07.08 N 123-Φ3  
ГОСТ P 53313-2009

## Conformity declaration



See updated technical  
information of each  
part number on  
[www.unex.net](http://www.unex.net)


# 73

U41X / U43X  
White


Trunking  
halogen free



Work spaces: office




Recreational and cultural facilities: theatre



Health care: rehabilitation room

# Easy installation

## Trunking and fittings




## Fittings in 2 pieces






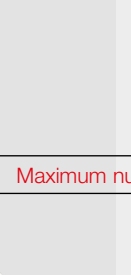
- **The internal piece** allows easy measuring of the cover and holds the cables.
- **The external piece** covers the cut marks of base and cover. It is not necessary to slide the cover. IP4X protection degree is assured.



## Firm holding of the cover: removable only with the aid of a tool

Retains the cables. Allows independent access to each circuit.



		Trunking sizes (mm)			
		40x60	40x90	60x110	60x150
	<p>White</p> <p>RAL 9010</p> <p>(Part no. 73xxx-42)</p>				
Maximum number of compartments		2	2	4	4
	<p><b>Trunking</b></p> <p>3 m</p> <p>Note: 1 cable retainer every 0.5 m is included.</p>	<b>73071-42</b>	<b>73072-42</b>	<b>73083-42</b>	<b>73085-42</b>

### Accessories in U41X / U43X


	<p><b>Divider</b></p> <p>3 m</p>	<b>73820-40</b>	<b>73830-40</b>
---	----------------------------------	-----------------	-----------------

### Fittings in U42X

	<b>Flat angle</b>	<b>73221-42</b>	<b>73222-42</b>	<b>73233-42</b>	<b>73235-42</b>
	<b>External angle</b>	<b>73271-42</b>	<b>73272-42</b>	<b>73283-42</b>	<b>73285-42</b>
	<b>Internal angle</b>	<b>73321-42</b>	<b>73322-42</b>	<b>73333-42</b>	<b>73335-42</b>
	<b>End cover</b>	<b>73371-42</b>	<b>73372-42</b>	<b>73383-42</b>	<b>73385-42</b>
	<b>Joint cover piece</b>	<b>73521-42</b>	<b>73522-42</b>	<b>73533-42</b>	<b>73535-42</b>
	<p><b>Straight derivation</b></p> <p>Branching to a trunking of equal height.</p>	<b>73421-42</b>	<b>73422-42</b>	<b>73433-42</b>	<b>73435-42</b>

### Fixing elements in U63X

	<p><b>Trunking plug</b></p> <p>Note: Use drill bit Ø6 mm.</p>	<b>25106</b>
---	---	--------------

See next page 

## Mounting of switches and sockets


		Border	+	Plate for switches and sockets			Socket boxes	
			+	 60 mm Universal CEE-7	 45x45 mm Simon* 27	 45x45 mm Mosaic*, Simon Connect* K45 and compatible (1)	 1 CEE socket box	 Continuous socket box Note: includes divider 73713-4 (2)
<b>Trunking 73</b>								
<b>73072-42</b> 	40x90	<b>73642-42</b>	+	 73651-42  73652-42	 73660-42  73661-42	 73656-42  73657-42		
<b>73083-42</b> 	60x110	<b>73643-42</b>	+	 73653-42	 73662-42	 73658-42		
<b>73085-42</b> 	60x150	<b>73645-42</b>	+	 73670-42	 73669-42		<b>73710-40</b>	<b>73712-40</b>

(1) Most of the switches and sockets of K type are compatible with this adapter. However, there are some part numbers (for example KB076, KB76, K103A, 2u. KA76, 2u. K302 + K115, etc.) that can only be mounted on the plate 73669-42 in the central area, placing blind lids on the sides.

(2) Part number 73713-4 is not sold individually.

\*These brands belong to third parties; they are not related to Unex aparellaje eléctrico, S.L.

## Easy mounting



See next page

## Useful cross-sections (mm<sup>2</sup>)

Part no.	White RAL 9010	Sizes (mm)			
		40x60	40x90	60x110	60x150
		<b>73071-42</b>	<b>73072-42</b>	<b>73083-42</b>	<b>73085-42</b>



### Distribution

<b>Without divider</b>		1530	2315	4780	6540
<b>With divider</b>		705 705	1100 1100	1160 855 855 1160	1595 1305 1305 1595

### Adaptation of switches and sockets

<b>With border and plate, without box</b>			895 895	1160 680 680 1160	1595 1090 1090 1595
<b>With border, plate and box</b>			1015 345 345 1015	1595 615 615 1595	



COPYRIGHT: All trademarks, brands or distinctive signs, of any kind, that might appear in the present website are the property of Unex aparellaje eléctrico, S.L. or of third parties. The use or access to the present website and/or to its services should not be interpreted, under no circumstances, as conferring any rights to the User on the mentioned trademarks, brands or distinctive signs.

Furthermore, all Contents are the property of Unex aparellaje eléctrico, S.L. or of third parties. As stated in the mentioned Legal Notice, none of the operation rights existing or that might exist about the mentioned Contents should be understood as transferable to the User, beyond those strictly necessary for the correct use of the Portal and the Services.

