



Calhas para
mecanismos
U23X · Cor branco

93

Secções úteis

Secções úteis (mm²)

	Dimensões (mm)	50x80	50x100	50x130	50x150
		Cotas (mm)	52x80	52x100	52x130
Referências	Cor Branco RAL 9010	93020-2	93021-2	93022-2	93074-2






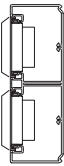

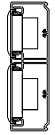

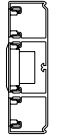




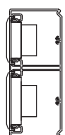

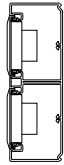

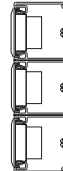








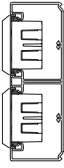





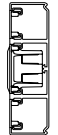




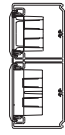

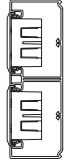




Adaptação de mecanismos



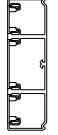




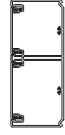

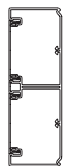








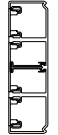




















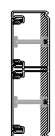
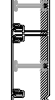


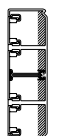
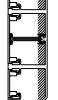






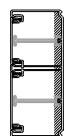
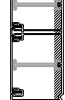






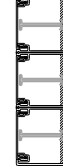
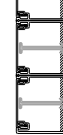
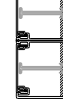


Mecanismos universais sem caixa			2150	3680	
Mecanismos modulares sem caixa		1565	2140	3670	1425 1425
Mecanismos universais e industriais com caixa			675 675	1435 1435	
Mecanismos modulares, DIN com caixa		440 440	480 480	1245 1245	425 320 320 425

Distribuição

Sem separador		3110	3890	5415	2955 2955
Com separador		1400 1400	1795 1795	2555 2555	1380 1275 1275 1380
Com separador ou com cantoneiras		1075 1075	1385 1385	1985 1985	1070 985 985 1070

50x170	50x170	70x100	70x130	70x170	70x210	70x230
52x175	52x175	70x100	70x130	70x175	70x210	70x230
93076-2	93125-2	93031-2	93032-2	93086-2	93087-2	93138-2

 2005		 3855	 5920	 4335  3580	 4265  4265	
 1490  1990	 1745  1390  1745	 3840	 5910	 2795  3570	 4250  4250	 2695  2520  2695
 510  680		 3060	 5130	 4335  2790	 3475  3475	
 485  315  315  485	 1745  650  1745	 2625	 4695	 2075  2350	 3035  3035	 1975  1800  1975

 3020  3735	 1745  2890  1745	 5590	 7660	 4335  5315	 6000  6000	 4235  4060  4235
 1440  1325  1680  1800	 1745  1290  1290  1745	 2600  2600	 3635  3635	 2100  1895  2385  2600	 3090  2560  2526  3090	 2010  1835  1835  1835  2010
 1105  995  1265  1375	 1305  975  975  1305	 2165  2165	 3025  3025	 1750  1565  1970  2150	 2570  2100  2100  2570	 1685  1540  1540  1540  1685