

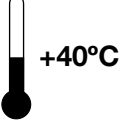
Caminhos de cabos
tipo escada isolantes
U23X · Cor cinzento

67

Secções úteis e Carga de trabalho de segurança

Dados técnicos

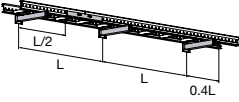
Temperatura



+40°C

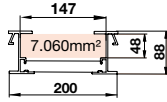
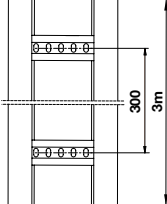
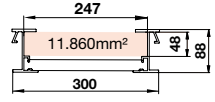
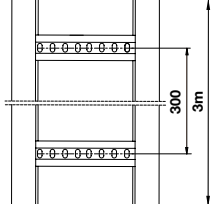
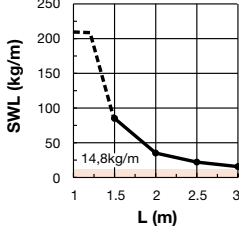
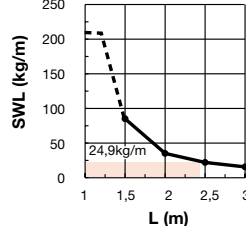
SWL EN 61537:2007
IEC 61537:2006

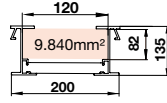
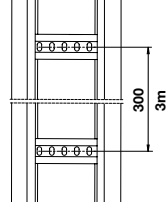
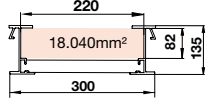
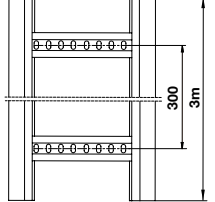
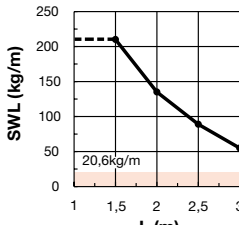
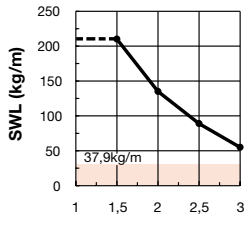
Carga



EN 61537

- Condições de ensaio de carga **Ensaio tipo I**:
 - Flecha longitudinal: <1%
 - Flecha transversal: <5%

	67200-04	67300-04
H: 85 mm	 	 
		

	67220-04	67320-04
H: 135 mm	 	 
		

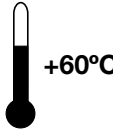
Plena carga = 0,0021kg/m/mm²
Dimensões úteis

67400-04	67500-04	67600-04

67420-04	67520-04	67620-04

Dados técnicos

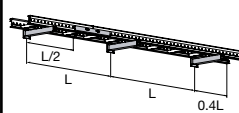
Temperatura



+60°C

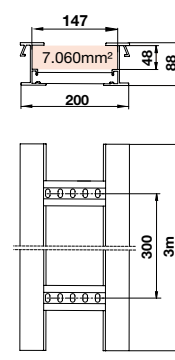
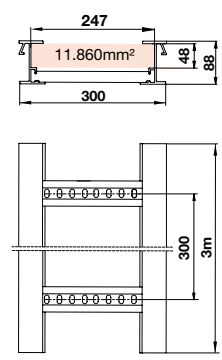
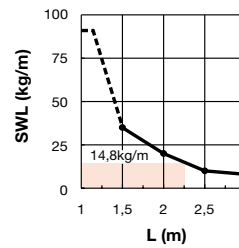
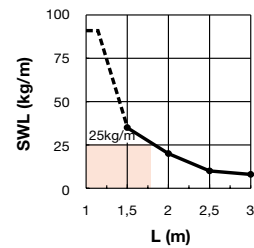
SWL EN 61537:2007
IEC 61537:2006

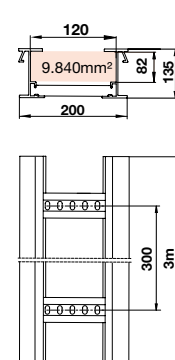
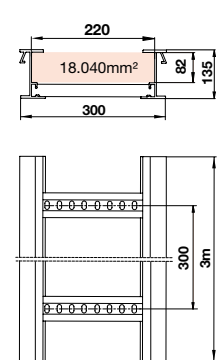
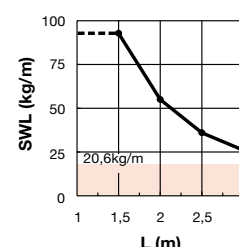
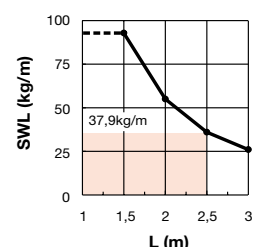
Carga



EN 61537

- Condições de ensaio de carga **Ensaio tipo I**:
 - Flecha longitudinal: <1%
 - Flecha transversal: <5%

	67200-04	67300-04
H: 85 mm		
		

	67220-04	67320-04
H: 135 mm		
		

Plena carga = 0,0021kg/m/mm²
Dimensões úteis

67400-04	67500-04	67600-04

67420-04	67520-04	67620-04